

## Disability related expenditure (DRE) survey 2018: Summary report

This report was created on Monday 08 October 2018 at 13:33.

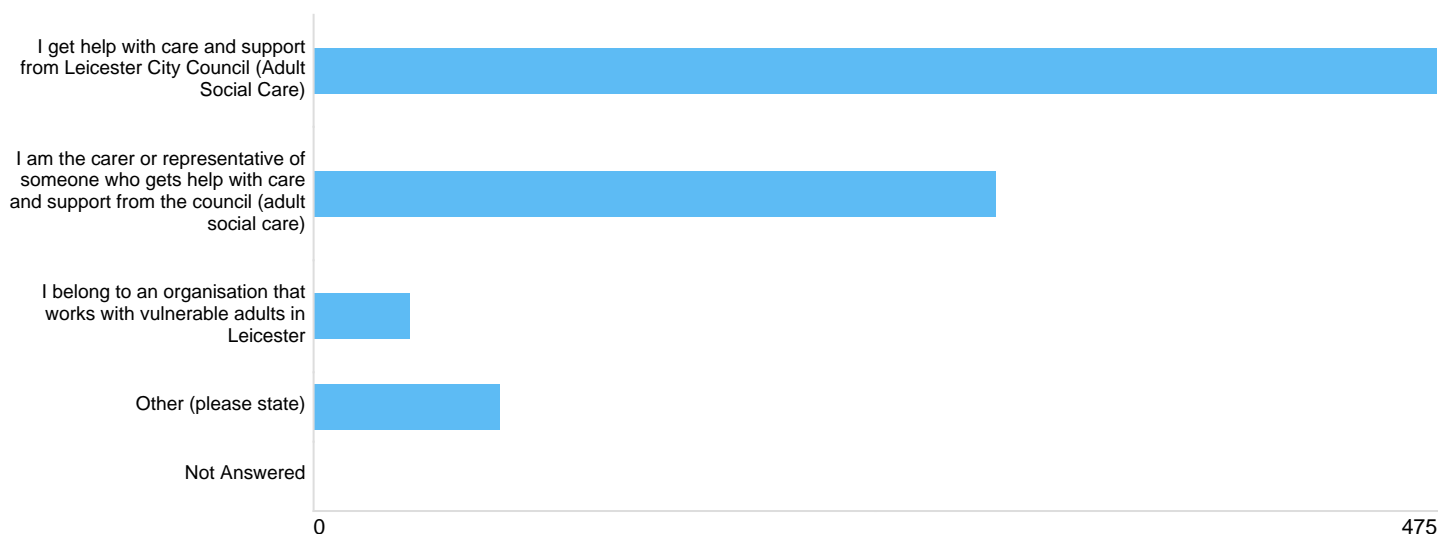
The consultation ran from 03/07/2018 to 28/09/2018.

### Contents

Question 1: Please tick the box that applies to you (if you are filling this in on behalf of someone else please tick the box that applies2 to them).	
About You	2
If other, please specify	2
Question 2: The council wants to reduce the amount allowed for disability related expenditure to a minimum of £10 per week (whether single or one of a couple). What do you think about this?	2
Your view on proposal	2
Please tell us why you agree or disagree with this proposal and any other comments you may have	2
Question 3: If you were asked to pay £10 a week more towards your care due to the change in the amount allowed for disability related expenditure, how would this affect you? (please tick all that apply) If you are not a service user, please answer how you think others may be affected by the change.	3
How affected by change	3
Question 4: Ethnic background:	4
Ethnicity	4
If you said your ethnic group was one of the 'Other' categories, please tell us what this is:	5
Question 5: What is your gender identity?	5
Gender	5
Other gender	6
gender ID same as birth	6
Question 6: Age:	6
Age	6
Question 7: Disability	7
Q7	7
Disability detail	8
Other disability	9
Question 8: Sexual orientation. Do you consider yourself to be...	9
sexuality	9
Other sex	9
Question 9: How would you define your religion or belief?	10
religion	10
other religion	10
Question 10: What is your postcode?	10
Postcode	10

**Question 1: Please tick the box that applies to you (if you are filling this in on behalf of someone else please tick the box that applies to them).**

**About You**



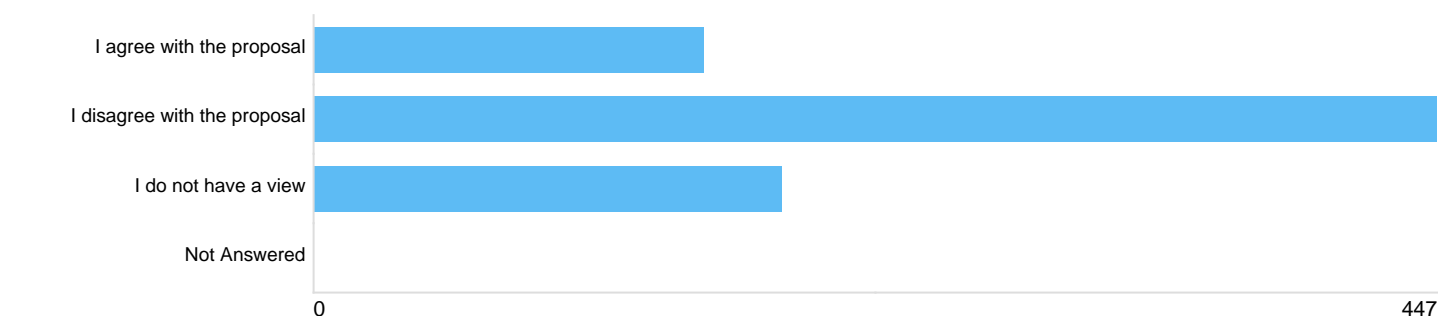
Option	Total	Percent
I get help with care and support from Leicester City Council (Adult Social Care)	475	60.28%
I am the carer or representative of someone who gets help with care and support from the council (adult social care)	288	36.55%
I belong to an organisation that works with vulnerable adults in Leicester	40	5.08%
Other (please state)	78	9.90%
Not Answered	0	0%

**If other, please specify**

There were **63** responses to this part of the question.

**Question 2: The council wants to reduce the amount allowed for disability related expenditure to a minimum of £10 per week (whether single or one of a couple). What do you think about this?**

**Your view on proposal**



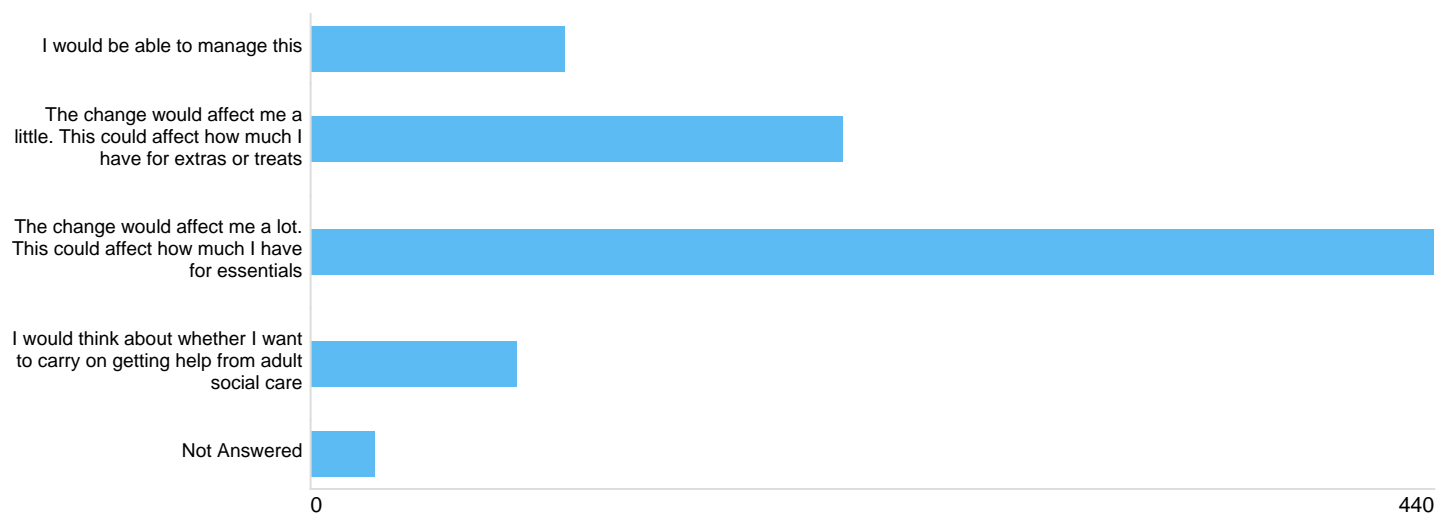
Option	Total	Percent
I agree with the proposal	155	19.67%
I disagree with the proposal	447	56.73%
I do not have a view	186	23.60%
Not Answered	0	0%

**Please tell us why you agree or disagree with this proposal and any other comments you may have**

There were **311** responses to this part of the question.

**Question 3: If you were asked to pay £10 a week more towards your care due to the change in the amount allowed for disability related expenditure, how would this affect you? (please tick all that apply) If you are not a service user, please answer how you think others may be affected by the change.**

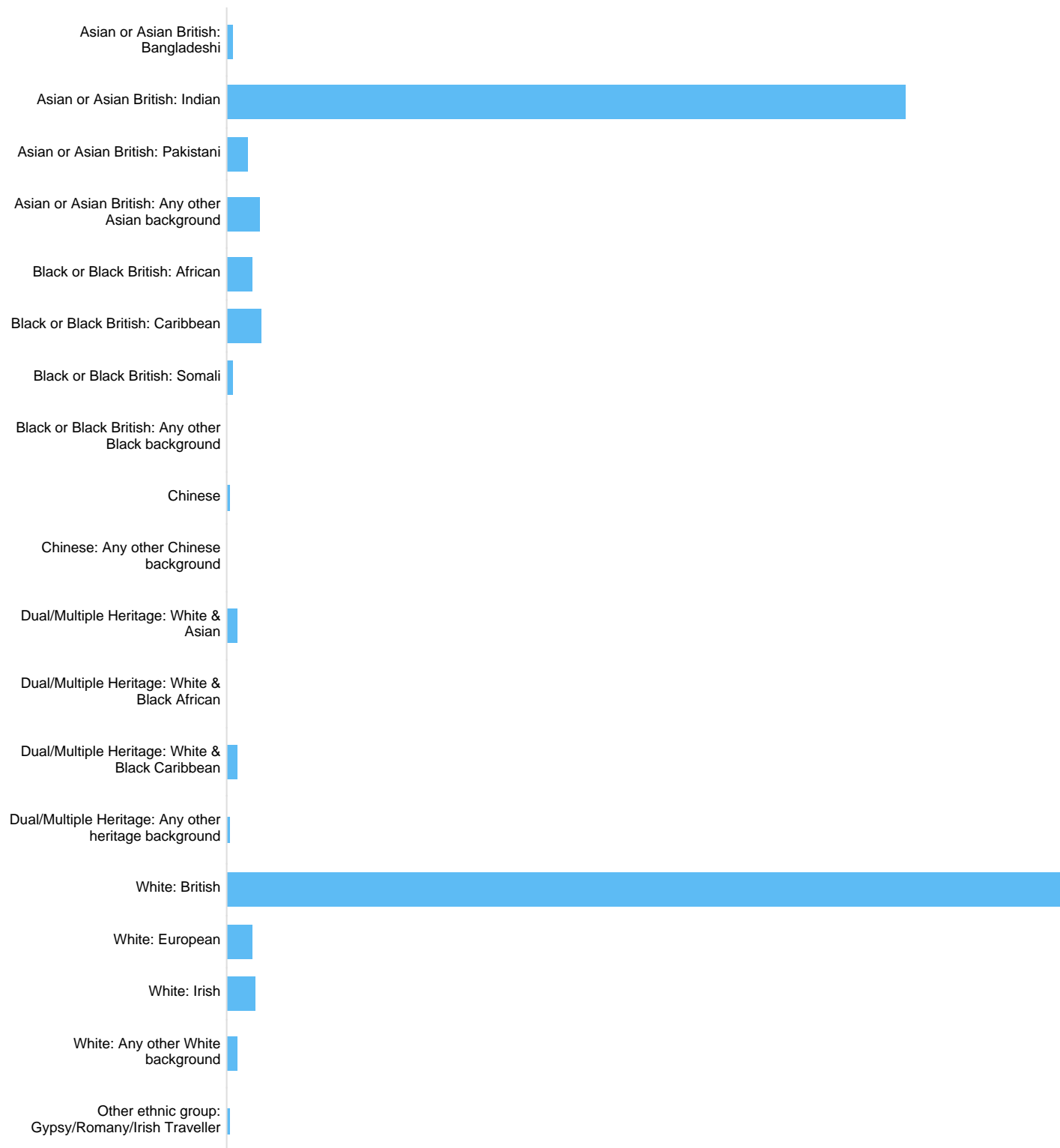
***How affected by change***




Option	Total	Percent
I would be able to manage this	99	12.56%
The change would affect me a little. This could affect how much I have for extras or treats	208	26.40%
The change would affect me a lot. This could affect how much I have for essentials	440	55.84%
I would think about whether I want to carry on getting help from adult social care	80	10.15%
Not Answered	25	3.17%

#### Question 4: Ethnic background:

##### *Ethnicity*





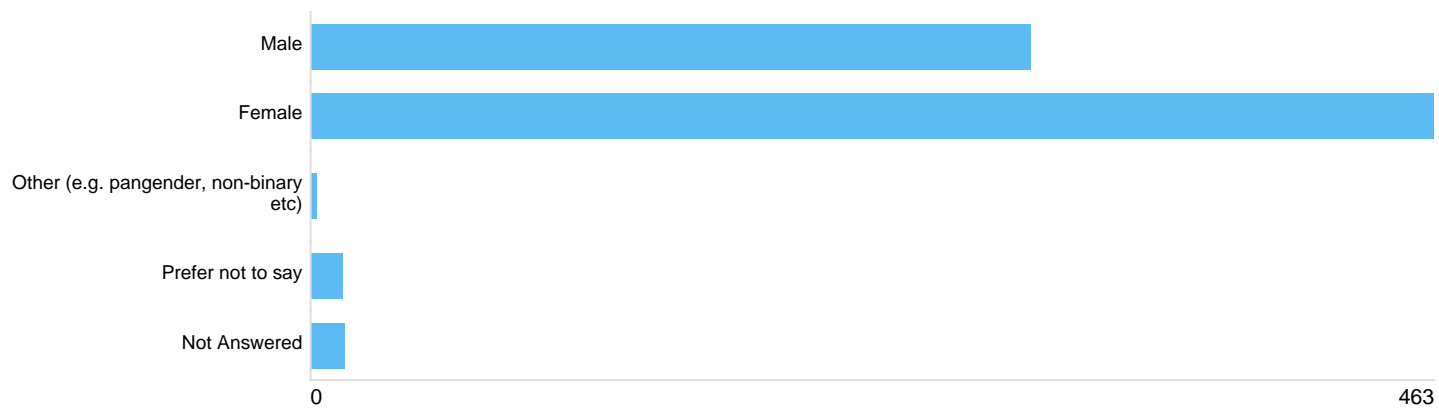
Option	Total	Percent
Asian or Asian British: Bangladeshi	2	0.25%
Asian or Asian British: Indian	299	37.94%
Asian or Asian British: Pakistani	9	1.14%
Asian or Asian British: Any other Asian background	14	1.78%
Black or Black British: African	11	1.40%
Black or Black British: Caribbean	15	1.90%
Black or Black British: Somali	2	0.25%
Black or Black British: Any other Black background	0	0%
Chinese	1	0.13%
Chinese: Any other Chinese background	0	0%
Dual/Multiple Heritage: White & Asian	4	0.51%
Dual/Multiple Heritage: White & Black African	0	0%
Dual/Multiple Heritage: White & Black Caribbean	4	0.51%
Dual/Multiple Heritage: Any other heritage background	1	0.13%
White: British	371	47.08%
White: European	11	1.40%
White: Irish	12	1.52%
White: Any other White background	4	0.51%
Other ethnic group: Gypsy/Romany/Irish Traveller	1	0.13%
Other ethnic group: Any other ethnic group	3	0.38%
Prefer not to say	14	1.78%
Not Answered	10	1.27%

**If you said your ethnic group was one of the 'Other' categories, please tell us what this is:**

There were 17 responses to this part of the question.

**Question 5: What is your gender identity?**

**Gender**

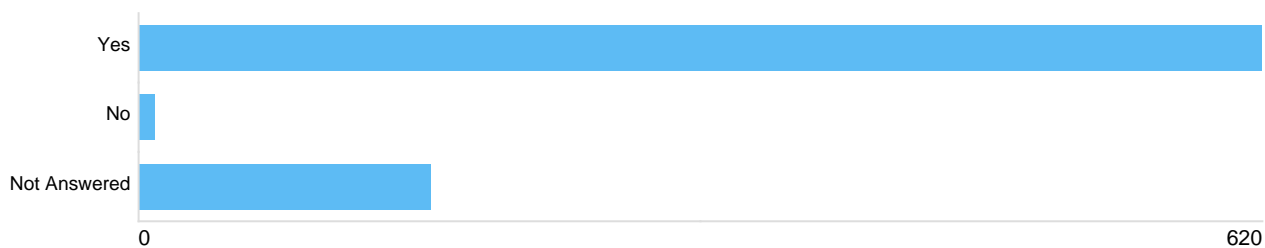


Option	Total	Percent
Male	296	37.56%
Female	463	58.76%
Other (e.g. pangender, non-binary etc)	2	0.25%
Prefer not to say	13	1.65%
Not Answered	14	1.78%

**Other gender**

There was 1 response to this part of the question.

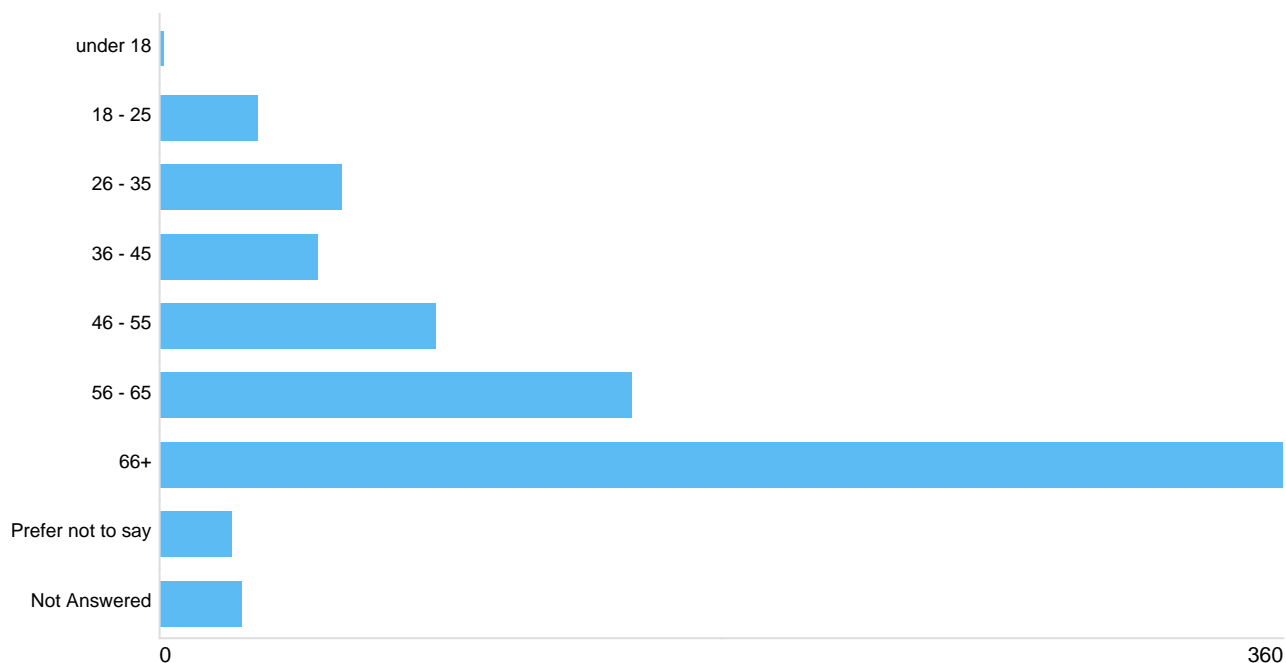
**gender ID same as birth**



Option	Total	Percent
Yes	620	78.68%
No	8	1.02%
Not Answered	160	20.30%

**Question 6: Age:**

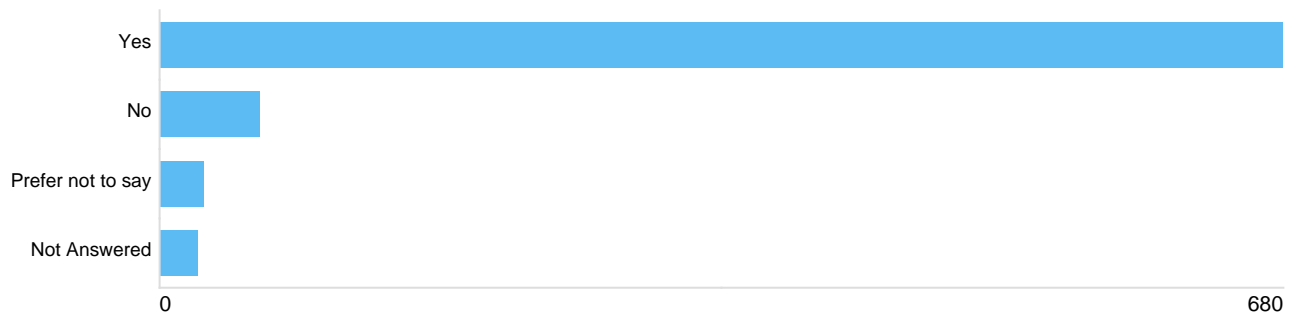
**Age**



Option	Total	Percent
under 18	1	0.13%
18 - 25	31	3.93%
26 - 35	58	7.36%
36 - 45	50	6.35%
46 - 55	88	11.17%
56 - 65	151	19.16%
66+	360	45.69%
Prefer not to say	23	2.92%
Not Answered	26	3.30%

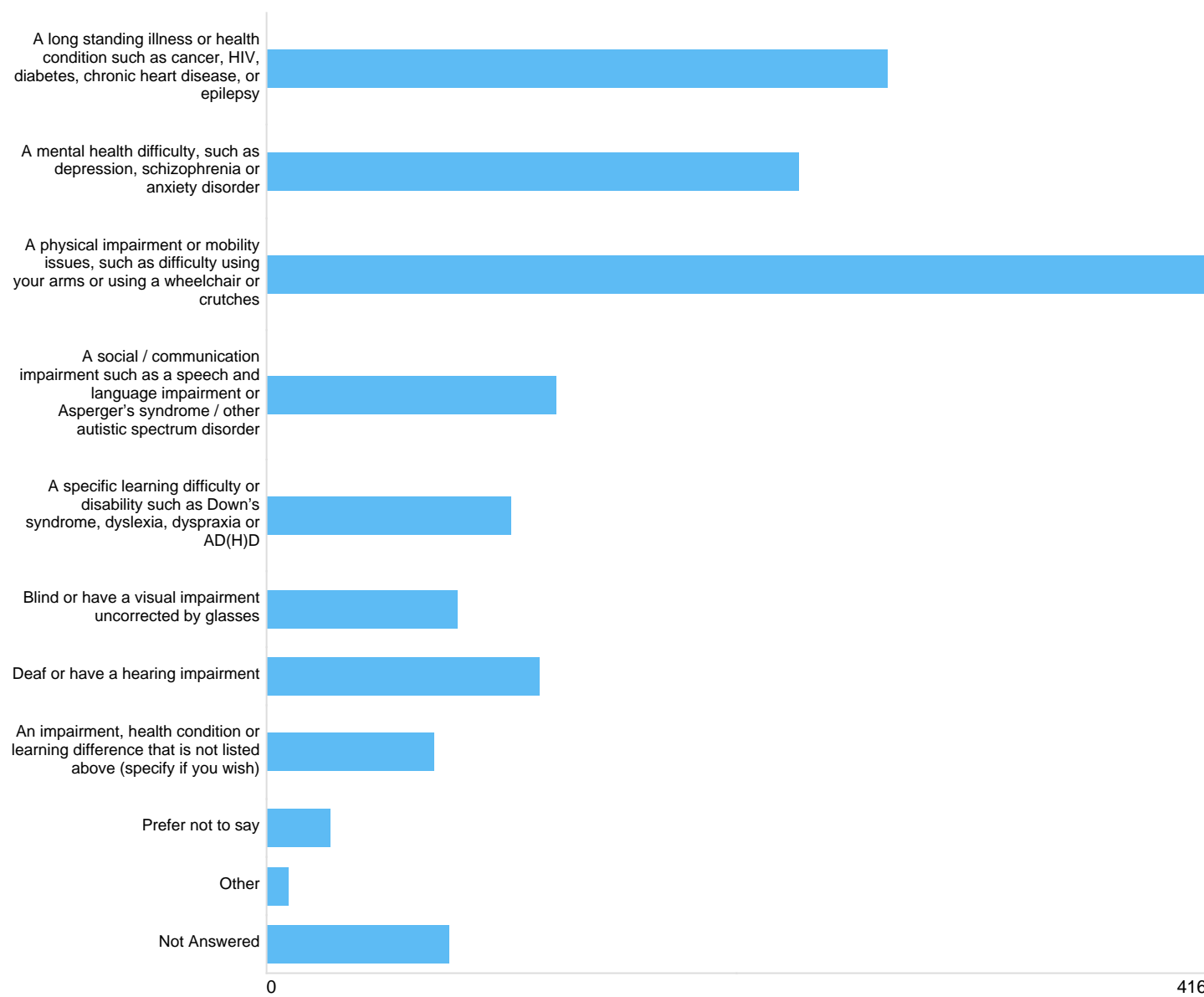
**Question 7: Disability**

**Q7**



Option	Total	Percent
Yes	680	86.29%
No	60	7.61%
Prefer not to say	26	3.30%
Not Answered	22	2.79%

**Disability detail**





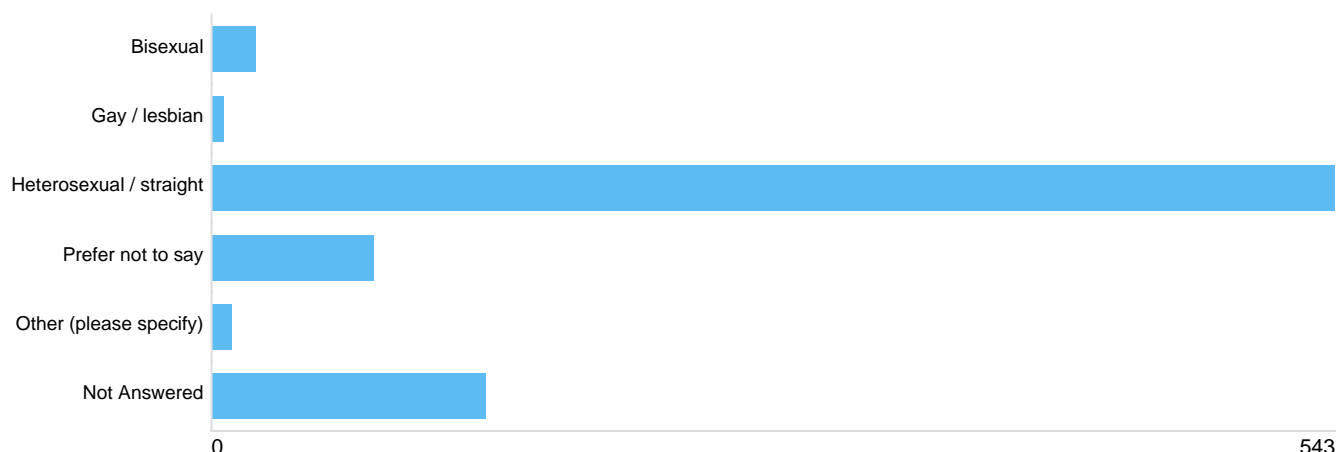
Option	Total	Percent
A long standing illness or health condition such as cancer, HIV, diabetes, chronic heart disease, or epilepsy	274	34.77%
A mental health difficulty, such as depression, schizophrenia or anxiety disorder	235	29.82%
A physical impairment or mobility issues, such as difficulty using your arms or using a wheelchair or crutches	416	52.79%
A social / communication impairment such as a speech and language impairment or Asperger's syndrome / other autistic spectrum disorder	128	16.24%
A specific learning difficulty or disability such as Down's syndrome, dyslexia, dyspraxia or AD(H)D	108	13.71%
Blind or have a visual impairment uncorrected by glasses	84	10.66%
Deaf or have a hearing impairment	120	15.23%
An impairment, health condition or learning difference that is not listed above (specify if you wish)	74	9.39%
Prefer not to say	28	3.55%
Other	9	1.14%
Not Answered	80	10.15%

**Other disability**

There were 51 responses to this part of the question.

**Question 8: Sexual orientation. Do you consider yourself to be...**

**sexuality**



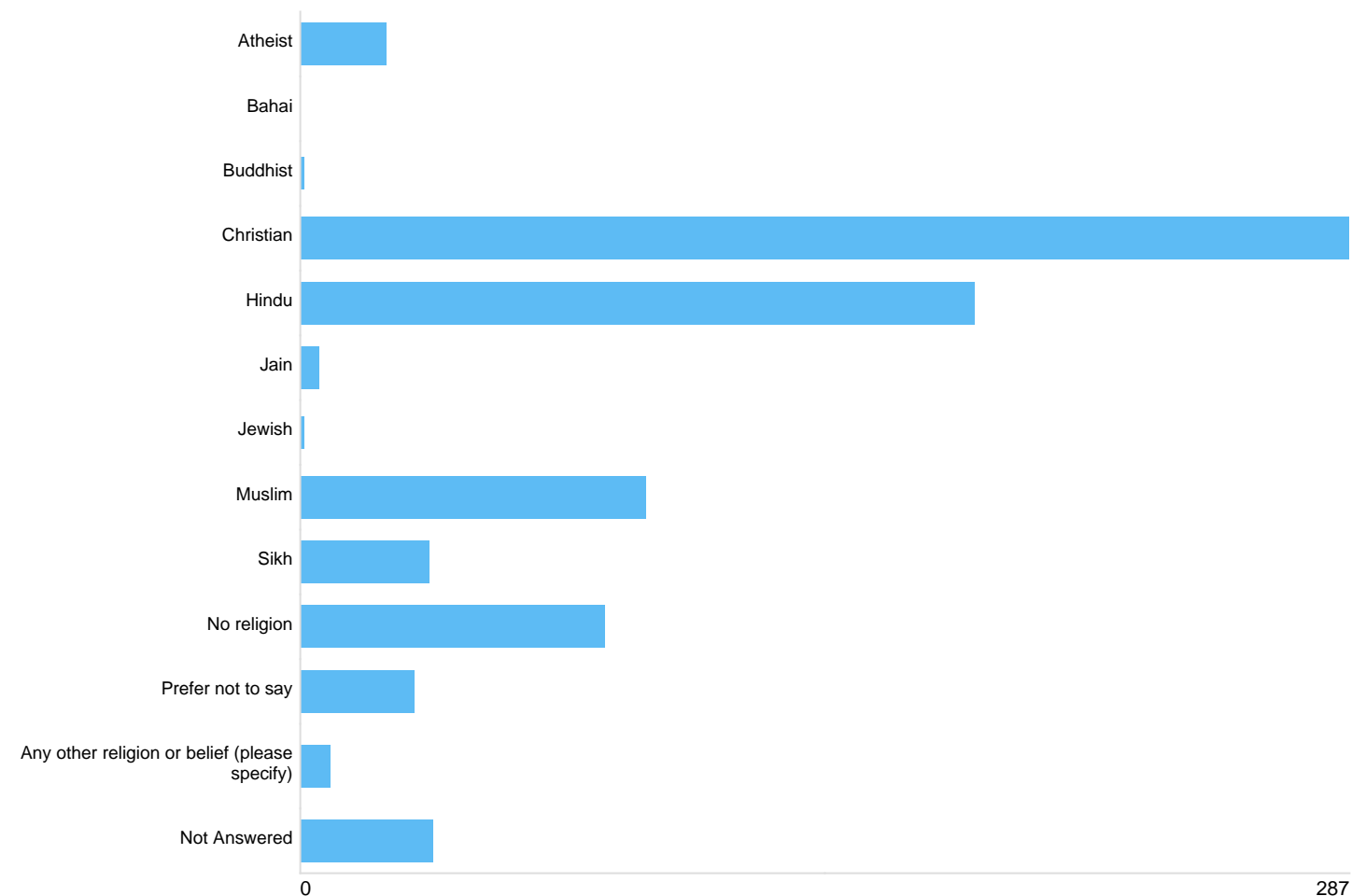
Option	Total	Percent
Bisexual	21	2.66%
Gay / lesbian	5	0.63%
Heterosexual / straight	543	68.91%
Prefer not to say	78	9.90%
Other (please specify)	9	1.14%
Not Answered	132	16.75%

**Other sex**

There were 5 responses to this part of the question.

**Question 9: How would you define your religion or belief?**

**religion**



Option	Total	Percent
Atheist	23	2.92%
Bahai	0	0%
Buddhist	1	0.13%
Christian	287	36.42%
Hindu	184	23.35%
Jain	5	0.63%
Jewish	1	0.13%
Muslim	94	11.93%
Sikh	35	4.44%
No religion	83	10.53%
Prefer not to say	31	3.93%
Any other religion or belief (please specify)	8	1.02%
Not Answered	36	4.57%

**other religion**

There were 21 responses to this part of the question.

**Question 10: What is your postcode?**

**Postcode**

There were 695 responses to this part of the question.