






Have Your Say:

Changes we would like to make to adult social care payments

 	<p>Please fill in this survey and send it back to us by 28 September 2018, to:</p> <p>DRE Consultation Bosworth House 9-15 Princess Road West Leicester, LE1 6TH</p>
	<p>You can also tell us what you think by visiting our website at:</p> <p><u>consultations.leicester.gov.uk</u></p>
	<p>Before you begin:</p> <p>Some of the things in this paper are not easy to understand.</p> <p>You may need some help from someone to read it.</p>
	<p>The survey can be filled in by anyone, not just those who receive help from adult social care.</p>



Who is this survey for?

Let us know what you think, if you:

- live in your own home and receive help from the council for your care and support needs
- care for someone who lives in their own home and gets help for their care and support needs from the council
- know anyone who may have to pay for their care and support in the future



What are the ideas for changes?

The council wants to change how much money they allow for people who live at home and have a disability.



Everyone that can get help from the council has a financial assessment.



A **financial assessment** is when the council looks at all the money someone has coming in.

This is to work out if they have to pay towards the cost of their care, and if so, how much.



The financial assessment looks at extra costs that people may have because of their disability.

This is called **disability related expenditure (DRE)**.

	<p>Some examples of disability related expenditure include:</p> <ul style="list-style-type: none"> • extra gas or electricity usage • extra water usage • travel costs • gardening
	<p>Have your say</p> <p>We want to find out what you think about changes the council wants to make.</p> <p>No changes can be made until the city mayor and his team have looked at all the responses.</p> <p>The consultation will run from 3 July to 28 September 2018.</p>
	<p>We would like to ask you some questions to understand how you feel about the council's ideas.</p> <p>We also want to know how you think the changes may affect you or someone you know.</p>

If you want to talk to someone about the survey or you need support to complete it, please call our helpline on:

 **0116 454 4400**

or e-mail us at:

 **ASCconsultations@leicester.gov.uk**

Question



About you - Please tick (✓) the box that applies.

If you are filling this in on behalf of someone else, please tick (✓) the box that applies to them.

- a) I get help with care and support from Leicester City Council (adult social care)
- b) I am the carer or I am completing this on behalf of someone who gets help from the council (adult social care)
- c) I belong to an organisation that works with vulnerable adults in Leicester
- d) Other (please use the space below to tell us)

Ideas for change



How does disability related expenditure work now?

The council works out if someone has to pay for their care and support and if so, how much.

Some people have extra costs because of a disability.



At the moment, the council allows a minimum of £20 per week (or £15 per week, for one of a couple).

We do allow people more than this, if they can show that their costs are higher.



What does the council want to change?

The council wants to change the amount they allow to a minimum of £10 per week, for everyone.

Due to budget cuts from central government, there is less money available to spend. Most people's actual expenses are less than £10 per week.

The council will continue to allow more than this, if people can show that their costs are higher. We think this idea is fairer.

Question 2



The council wants to change the amount allowed for disability expenses to a minimum of £10 per week (whether single or one of a couple).

What do you think about this? Please tick (✓) the box that applies.

- | | |
|------------------------------|--------------------------|
| a) I like the idea | <input type="checkbox"/> |
| b) I dislike the idea | <input type="checkbox"/> |
| c) I am not sure | <input type="checkbox"/> |

Please tell us why you like or dislike the idea and any other comments you may have



How would the changes affect you and others



If this change is agreed, almost half of the people would not see any change at all.

They will either pay nothing as they do now, or will continue to pay the same amount each week.

This is because their income is too low, or they are already paying the full cost of their services.



While many people will not be asked to pay more, some people will be.

The amount each person pays will be different. Some people could start paying for the first time. The highest increase anyone would have to pay is £10 per week.

Question 3



If you were asked to pay £10 per week, how would this affect you?

If you are not a service user, please answer how you think this change may affect others.

Please tick (✓) the box that applies.

- a) I would be able to manage this
- b) The change would affect me a little. This could affect how much I have for extras or treats
- c) The change would affect me a lot. This could affect how much money I have for day to day costs
- d) I would think about whether I want to carry on getting help from adult social care

Equalities monitoring

In order to meet your needs and improve services, we need to know a bit more about you. Please help us by completing this form.

If completing the survey for someone else, please fill in their details. This information will be kept confidential and is for our monitoring use only.

Ethnic background



Asian or Asian British

Bangladeshi

Indian

Pakistani

Any other Asian

(Please state) _____

Dual/multiple heritage

White & Asian

White & Black African

White & Black Caribbean

Any other heritage background

(Please state) _____

Chinese

Chinese

Any other Chinese background

(Please state) _____

Prefer not to say

Black or Black British

African

Caribbean

Somali

Any other Black

(Please state) _____

White

British

European

Irish

Any other White background

(Please state) _____

Other ethnic group

Gypsy/Romany/Irish traveller

Any other ethnic group

(Please state) _____

Gender identity



Male

Female

Other (e.g. pangender,
non-binary etc.)

(Please state) _____

Prefer not to say

Is your gender identity the
same as the gender you
were assigned at birth?

Yes

No

Age

Under 18

18 - 25

26 - 35

36 - 45

46 - 55

56 - 65

66+

Prefer not to say

Disability



The Equality Act 2010 says that a person is disabled if they have a physical or mental impairment, which has a big and long-term effect on their ability to carry out normal day-to-day activities. It also has to have lasted or be likely to last for at least 12 months.

People with HIV, cancer, multiple sclerosis (MS) and severe disfigurement are also covered by the Equality Act.

Do you consider yourself to be a disabled person?

Yes

No

Prefer not to say

If you have answered 'Yes' to the above, please state the type of impairment that applies to you on the next page. People may experience more than one type of impairment, in which case you may need to tick more than one box.

If none of the categories apply, please tick 'Other' and state the type of impairment.

A long standing illness or health condition such as cancer, HIV, diabetes, chronic heart disease, or epilepsy

A mental health difficulty, such as depression, schizophrenia or anxiety disorder

A physical impairment or mobility issues, such as difficulty using your arms or using a wheelchair or crutches

A social/communication impairment such as a speech and language impairment or Asperger's syndrome/other autistic spectrum disorder

A specific learning difficulty or disability such as Down's syndrome, dyslexia, dyspraxia or AD(H)D

Blind or have a visual impairment uncorrected by glasses

Deaf or have a hearing impairment

An impairment, health condition or learning difference that is not listed above (specify if you wish)

Prefer not to say

If 'Other', please state: _____



Sexual orientation



- Bisexual
- Gay/lesbian
- Heterosexual/straight
- Other
- (Please state) _____
- Prefer not to say

Religion or belief



- Atheist
- Bahai
- Buddhist
- Christian
- Hindu
- Jain
- Jewish
- Muslim
- Sikh
- No religion
- Any other religion or
- (Please state) _____
- Prefer not to say

Postcode



Please note: we collect postcode data to gain a better understanding of which parts of the city/county respond to our consultations. We cannot identify individual properties or addresses from this information.

Postcode _____

The information you provide in this final section of the questionnaire will be kept in accordance with terms of current data protection legislation and will only be used for the purpose of monitoring.

Your details will not be passed on to any other individual, organisation or group. Leicester City Council is the data controller for the information on this form for the purposes of current data protection legislation.