

Coleman Lodge Community Centre Information Pack



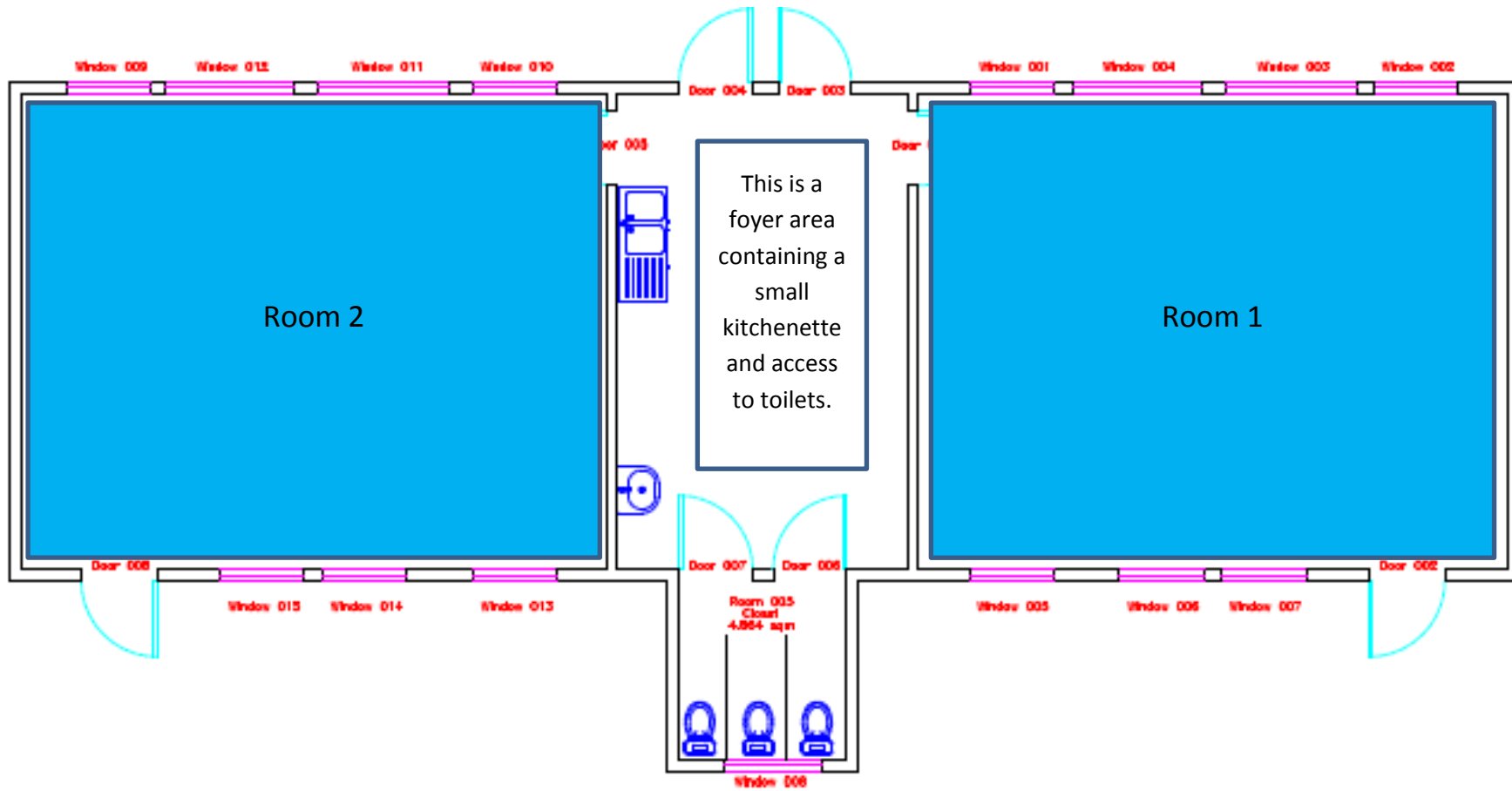
The Wayne Way, Leicester LE5 4PP

Tel: 0116 222 1050

Coleman Lodge Community Centre Opening Times

	Available hours
Monday	9am – 9pm
Tuesday	9am – 9pm
Wednesday	9am – 9pm
Thursday	9am – 9pm
Friday	9am – 9pm
Saturday	9am – 9pm
Sunday	9am – 9pm

Floor Plan



KEY



Available
Space



Dedicated
Space

Photos of Rooms/ Hire cost of Rooms



Band	Facility		Standard Rate	Community Group Rate (Regular Bookings) 65% Discount	Instructor Rate (Regular Bookings) 40% Discount	Commercial Rate
3	Room 1	per hour	12.20	4.10	7.10	30.60
3	Room 2	per hour	12.20	4.10	7.10	30.60

Hired Space Breakdown – November 2016

Room	No. of regular groups per week	Hours of regular use per week	Average number of users per week
Room 1 and 2	7	23.5	198

Energy Usage and Costs

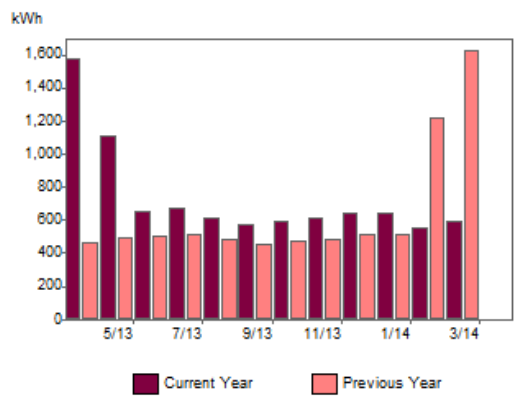
Energy & Water

COLEMAN LODGE COMM CENTRE
THE WAYNE WAY
1M076

Period Ending: Mar 14

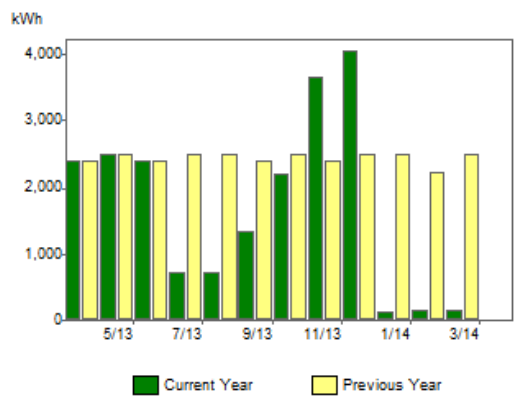
UPRN 2686

Electricity



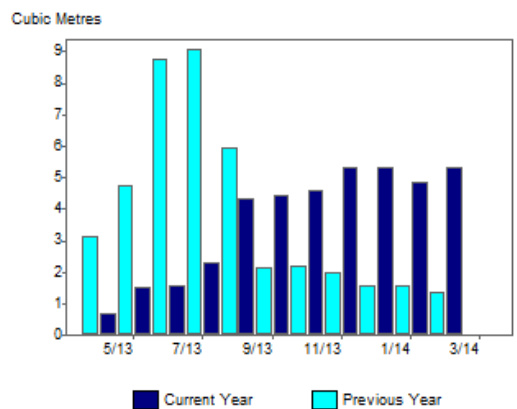
Month	kWh		£ Pounds	
	Current	Previous	Current	Previous
Apr	1,567	469	171.98	53.38
May	1,104	501	124.43	57.41
Jun	659	502	77.95	57.88
Jul	681	519	80.55	59.81
Aug	607	487	72.13	57.06
Sep	570	462	67.85	54.44
Oct	589	478	70.11	56.26
Nov	607	488	72.71	58.80
Dec	650	517	78.04	63.01
Jan	650	517	78.04	63.01
Feb	550	1,214	66.08	134.61
Mar	595	1,619	71.53	177.71
Period	8,829	7,772	1,031.38	893.39

Gas



Month	kWh		£ Pounds	
	Current	Previous	Current	Previous
Apr	2,398	2,398	92.32	92.32
May	2,478	2,478	95.40	95.40
Jun	2,398	2,398	92.32	92.32
Jul	727	2,478	43.62	95.40
Aug	723	2,478	43.52	95.40
Sep	1,332	2,398	57.67	92.32
Oct	2,215	2,478	80.24	95.40
Nov	3,651	2,398	114.74	92.32
Dec	4,035	2,478	125.04	95.40
Jan	126	2,478	28.83	95.40
Feb	158	2,239	27.13	86.17
Mar	158	2,478	29.61	95.40
Period	20,398	29,181	830.44	1,123.23

Water



Month	Cubic Metres		£ Pounds	
	Current	Previous	Current	Previous
Apr	0	3	74.54	76.00
May	1	5	78.23	82.76
Jun	2	9	77.13	91.83
Jul	2	9	79.70	94.89
Aug	2	6	81.35	87.41
Sep	4	2	83.31	75.81
Oct	4	2	86.09	78.33
Nov	5	2	66.26	75.40
Dec	5	2	27.35	76.77
Jan	5	2	27.35	76.77
Feb	5	1	24.70	69.35
Mar	5	0	27.35	77.03
Period	41	43	733.35	962.37